

Information courtesy of Do-it

Further support information can be found here: <https://support.do-it.org/hc/en-us>

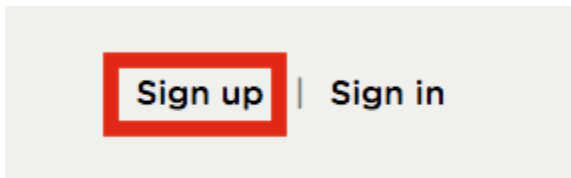
STEP 1: Signing up – Do-it



New to the Do-it website? The following guidance will help you through the initial registration process.


Registering with Do-it

On the do-it.org homepage, the first thing you need to do is click on the 'Sign Up' button on the top right hand side of the page.





This will open up the registration window.


Sign up


 Register with Facebook


Or

 *First name

 *Last name

 *Email

 *Password

 *Confirm password

I agree to the terms & conditions

Create Profile

You can either fill in the information fields, check the 'I agree to the terms & conditions box' and then click on 'Create Profile', **or** you can click on 'Register with Facebook' if you are happy to use your Facebook login to access the Do-it site.

Activating your Do-it account

When you click on 'Create Profile' an email will be sent to your registered email address. Inside this email is a link that will verify your email account. If you don't see this email in your inbox, do check your junk/spam folder. If you still don't see this email, please email support@do-it.org asking for your account to be activated.

After your account has been activated you will be able to sign in to the Do-it site.