

State of the Sector 2019: Methodology Paper

The material in the State of the Sector Report 2019 falls into three main categories:

Research

General information about the state of the voluntary sector nationally and in Buckinghamshire has been compiled by desk-based research of publicly available material, with sources referenced in the endnotes of the main report.

Survey data (carried out by Community Impact Bucks)

In January 2020, Community Impact Bucks launched the State of the Sector Survey. The aim of the survey was to gather insights from Buckinghamshire's charities, voluntary and community groups and social enterprises about where and how those organisations operate (including questions about finances, volunteering), the difference they make, what changes they had experienced, and what developments they anticipate in the future.

Survey questions were adapted from the 2018 Community Impact Bucks Members Support Needs Survey, following a review of similar surveys undertaken with the voluntary sector across the UK, notably Community Action MK's State of the Sector Survey¹ from December 2019, and the North East Third Sector Trends research². Question types included multiple choice, matrix, Likert scale and free text.

The survey link was emailed to all 872 members of Community Impact Bucks. An online survey platform, SurveyMonkey, was used to design the survey, collect, collate and analyse responses. The survey was open to collect responses for two weeks. Two reminder emails were sent in order to maximise the response rate, and the link to the survey was promoted on Community Impact Bucks' social media.

The survey was also promoted by partners including Aylesbury Vale District Council, Chiltern District Council, Institute of Fundraising Chilterns Branch, and Leap.

A total of 131 responses were received; out of the 872 members that were sent the survey link directly, gives a response rate of 15%. 100 (76%) of respondents completed the majority or all questions to the end of the survey, and 31 (23%) were incomplete: of those, 16 completed less than a quarter of the survey, 11 completed between a quarter and half the survey, and 4 completed between half and three quarters of the survey.

At the end of the survey, respondents were given the option to answer three supplementary questions to ask what support they would like Community Impact Bucks to provide to their groups, with the option to provide their contact details. 72 (55% of all respondents) respondents went on to answer these questions.

All survey results are presented to show the response percentages to each question (rather than percentages of all responses).

¹ <https://communityactionmk.org/2019/12/18/state-of-the-sector-survey-2019/>

² <https://www.communityfoundation.org.uk/knowledge-and-leadership/third-sector-trends-research/>

Public Data

Registered Charities in Buckinghamshire

The information in our report is based on data from the Charity Commission's register of charities in England & Wales³. We collated a list of Buckinghamshire charities registration numbers through a search on the Charity Commission website. The Buckinghamshire data includes charities based outside of Buckinghamshire which are active within it (for example, countywide or national charities who provide services within the county or district, or which support local residents).

How we arrived at the information for registered charities for Buckinghamshire

- As the Charity Commission website could only show up to 500 listings, we searched for Buckinghamshire charities under each income bracket and compiled them into a complete list. However, two income brackets also had over 500 records. Due to the website limitations, out of a reported 2,532 registered charities operating in Buckinghamshire, **2,464** charities with a known income range were collated, and of which 2402 were able to be identified for further analysis beyond income brackets (these numbers reflect a Charity Commission website search carried out 31 January 2020). Therefore, 130 (5%) registered charities in Buckinghamshire and their data were not included for analysis using Excel for this report.
- January 2020 Charity Commission data⁴ was used.
- November 2019 ONS postcode data⁵ was used to identify parish and local authority for each postcode.
- The postcode of the registered charity's address was used to identify the parish and council district area, however these registered addresses were not always based in Buckinghamshire even though the charity operates in Buckinghamshire. Where the area of benefit in Buckinghamshire is known, the district area was amended accordingly.

Points to note:

- Income ranges: Charities with an income range of nil-£1 include newly registered charities
- Classifications: Due to limited number of rows in Excel, we have classification information for 1789 (71%) of the registered charities in Buckinghamshire.

Estimating the number of voluntary organisations in Buckinghamshire

There is no accurate way of calculating the size of the voluntary sector as a whole. There are many types of voluntary organisations and community groups which are not registered with the Charity Commission, including unregistered charities, voluntary and community groups and social enterprises. They do not have to publish reports or accounts and so no centrally held data is available in respect of them, but it is widely accepted that these types of organisation outnumber registered charities. It is therefore important that we estimate how many of them operate in Buckinghamshire.

There are approaches we have looked at in trying to estimate the number of these organisations in Buckinghamshire, which can fall into several sub-sectors.

³ <https://apps.charitycommission.gov.uk/showcharity/registerofcharities/RegisterHomePage.aspx>

⁴ <http://data.charitycommission.gov.uk/>

⁵ <http://geoportal.statistics.gov.uk/datasets/ons-postcode-directory-november-2019>

Civil Society organisations

The voluntary sector includes some civil society organisations⁶. The term 'civil society' goes beyond just the voluntary sector and can include entities such as employee owned businesses and co-operatives, but importantly included many voluntary organisations such as registered charities, sports clubs and Community Interest Companies.

The NCVO estimates that there are approximately 390,000 civil society organisations, which includes registered charities⁷. This total is based on a range of annual reports, accounts and registers.

There are two ways of modelling the number of civil society organisations, other than registered charities, in Buckinghamshire, such as companies limited by guarantee and Community Interest Companies.

- 1) One approach is to divide the NCVO's estimated of civil society organisations, approximately 390,000 by the mid-2018 Office of National Statistics estimate of UK population⁸ (66.4 million), and multiplying this by the mid-2018 population estimate for Buckinghamshire (540,049) , giving an estimate of **3,170** civil society organisations for Buckinghamshire. If the 2,532 known registered charities in Buckinghamshire are deducted, that gives an estimated 638 other civil society organisations in Buckinghamshire. This would seem to be a conservatively low estimate.
- 2) Another approach is to use the NCVO Almanac 2019⁹ to calculate the number of civil society organisations. The Almanac shows that 40% of civil society is made up of registered charities, and 60% of other not-for-profit bodies. The Charity Commission data shows we have 2,532 registered charities in Buckinghamshire. If this represents 40% of civil society organisations in Buckinghamshire, then the remaining 60% of civil society organisations in Buckinghamshire comes to 3,798 organisations. This gives a total estimate of **6,330** civil society organisations in Buckinghamshire, which we have used as our higher estimate.

The mean average of the lower estimate (3,170) and the higher estimate (6,330), gives **4,750** civil society organisations in Buckinghamshire, which includes registered charities. This figure also includes Community Interest Companies (CICs). Although there is no database for CICs, nationally there are 15,729 CICs on public record¹⁰. If we estimate Buckinghamshire as a proportion of total England & Wales as c. 1.5% (ratio of nationally registered charities and Buckinghamshire charities), then the estimated number of CICs may be around 236. It is also interesting to note that the 2017-2018 number of CICs was 14,254¹¹, so over the course of the year saw a 9% increase in CICs, showing that the number of CICs is rapidly increasing each year.

Informal and unincorporated groups/organisations

According to the NCVO, the number of civil society organisations does not include informal and unincorporated organisations and groups. The NCVO estimates the numbers of these groups range

⁶ <https://data.ncvo.org.uk/profile/voluntary-sector-definition/>

⁷ <https://data.ncvo.org.uk/profile/voluntary-sector-definition/>

⁸ <https://www.ons.gov.uk/peoplepopulationandcommunity/populationandmigration/populationestimates/bulletins/annualmidyearpopulationestimates/mid2018>

⁹ [NCVO Almanac 2019](#)

¹⁰ https://assets.publishing.service.gov.uk/government/uploads/system/uploads/attachment_data/file/823460/CIC_Annual_Report_2019_v2.pdf

¹¹ https://assets.publishing.service.gov.uk/government/uploads/system/uploads/attachment_data/file/727053/cic-18-6-community-interest-companies-annual-report-2017-2018.pdf

between 600,000 and 900,000¹². (It should be noted that NCVO used the same estimate of approximately 390,000 Civil Society Organisations in the UK in both 2017 and 2018. This total did **not** include unincorporated organisations. Before 2017, the NCVO gave an overall estimated UK total of 900,000 for total number of Civil Society Organisations **inclusive** of unincorporated organisations. The NVCO methodology has changed and these totals are clearly broad estimates that cover a considerable range, but in the absence of more reliable data, we have used these figures in our estimates).

The above NVCO estimate constitutes a ratio of between 1.5 (for the lower estimate) and 2.3 (for the upper estimate) unincorporated organisations for every incorporated organisation (nationally estimated to be around 390,000).

The estimated number of civil society organisations in Buckinghamshire is 4,750. Multiplying this by the lower estimated ratio of 1.5 gives a figure of 7,125. Multiplying it by the upper estimated ratio of 2.3 gives a figure of 10,925. The mean average of these two figures is 9,025 which can be taken as the estimated number of unincorporated voluntary groups in Buckinghamshire.

If we add the number of estimated unincorporated voluntary groups (9,025) with the number of civil society organisations of 4,750 (which includes 2,532 registered charities), gives a very estimated number of civil society and informal voluntary organisations as 13,775. Given the changes in NVCO methodology, and the breadth of the ranges used in arriving at this estimate and the fact that civil society includes bodies outside the voluntary sector, Community Impact Bucks has chosen to estimate the total number of voluntary organisations in the area as being in the region of 4-5 times the number of Buckinghamshire registered charities – a central estimate being 11,000.

Summary of findings from public data

- The total number of charities registered with the Charity Commission for England and Wales, as at Sept 2018, was **168,186**. Their combined annual income was **£77 billion (£77,067,257,000)**.
- The total number of registered charities operating in Buckinghamshire in January 2020 was **2,532**, of which 2,464 had known income ranges and 2,402 were able to be identified for further analysis beyond income brackets. We had classification information for 926 of these Buckinghamshire charities.
- Buckinghamshire charities (2,464 with known income ranges) have an estimated total annual income for 2019¹³ of over **£1 billion (£1,168,445,523)**, with individual charities having an annual income ranging from £0 to over £52 million and a wide range in between.
- However, it is very important to take into account the total annual income of the 17 'major' charities (income of £10,000,001 and above), which is **£386,003,704 – or 33%/ a third** - of the total estimated income of all charities in Buckinghamshire! If we disregard these major 17 charities, the Bucks charities estimated total annual income is **£782,441,819** and the mean average is **£319,756**.

¹² <https://data.ncvo.org.uk/profile/voluntary-sector-definition/>

¹³ Based on taking the midpoint of the income brackets multiplied by the number of registered charities per income bracket. The mean average annual income per charity (total income divided by the number of charities with known income ranges, 2464) is £474,207

Annual income of the 17 'major' charities in Buckinghamshire (over £10 million)

<u>Charity number</u>	<u>Charity name</u>	<u>Income according to Charity Commission search 18/2/2020</u>	<u>Data for financial year ending</u>
310635	Pipers Corner School	£ 10,156,991	31 July 2018
309098	Lambrook School Trust Limited	£ 10,159,039	31 July 2018
303324	The Federation of London Youth Clubs	£ 10,190,877	31 August 2018
1108298	Thames Hospice	£ 11,356,000	31 March 2019
1102301	One YMCA	£ 12,318,680	31 March 2019
1151135	Buckinghamshire Learning Trust	£ 12,803,503	30 June 2017 - 2018 & 2019 documents are overdue
210119	The Royal Star & Garter Homes	£ 17,316,000	31 December 2018
312762	St Helen's School, Northwood	£ 18,578,000	31 August 2018
1109135	Kathleen And Michael Connolly Foundation (UK) Limited	£ 20,334,732	31 May 2018
326508	The Brendoncare Foundation	£ 21,954,000	31 March 2019
310638	Girls' Education Company Ltd	£ 24,856,000	31 August 2018
310639	Stowe School Limited	£ 26,080,882	31 August 2018
247954	The Oxford Diocesan Board of Finance	£ 26,136,000	31 December 2018
233480	The Services Sound and Vision Corporation	£ 27,168,000	31 March 2019
310630	Berkhamsted Schools Group	£ 33,867,000	31 July 2018
1114504	Vale of Aylesbury Housing Trust Limited	£ 50,505,000	31 March 2019
1014986	The Fremantle Trust	£ 52,223,000	31 March 2019

Total **£ 386,003,704**

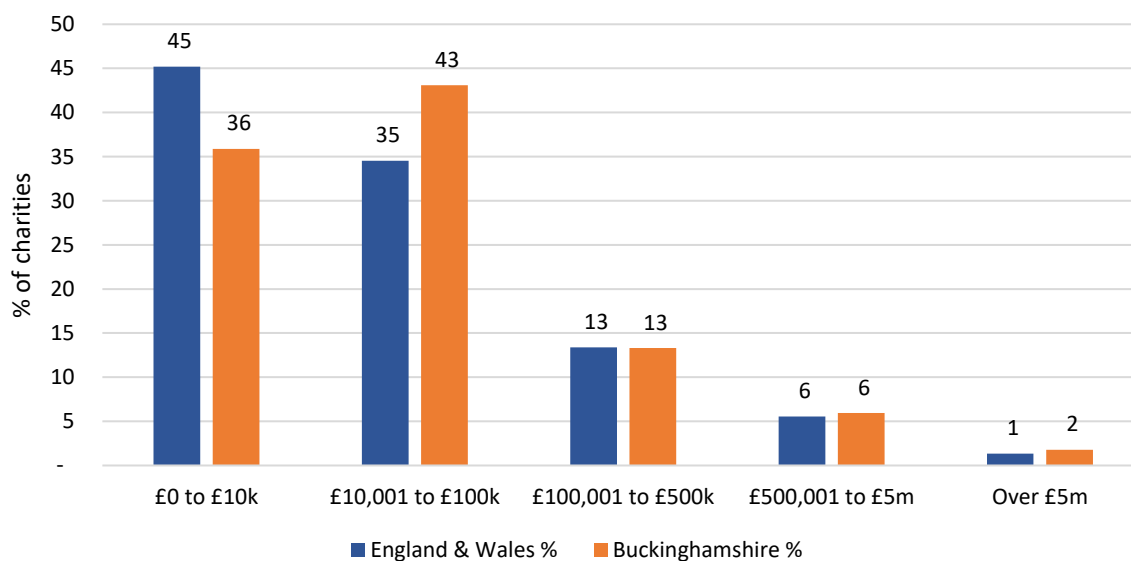
Buckinghamshire levels of annual income compared with charities in England and Wales

There are over 168,000 charities in England and Wales. Most are quite small: 80% have an annual income of £100,000 or less, and this is comparable in Buckinghamshire, where 79% of charities also have an annual income of £100,000 or less.

However, there are fewer charities in Buckinghamshire (36%) than the average across England and Wales (45%) that have an income of £10,000 or less. Interestingly, Buckinghamshire has more than the average across England and Wales for charities with an income range of £10,000-£100,000 – 43% in Buckinghamshire compared with 35% across England and Wales. Many in this income range tend to have a few paid staff.

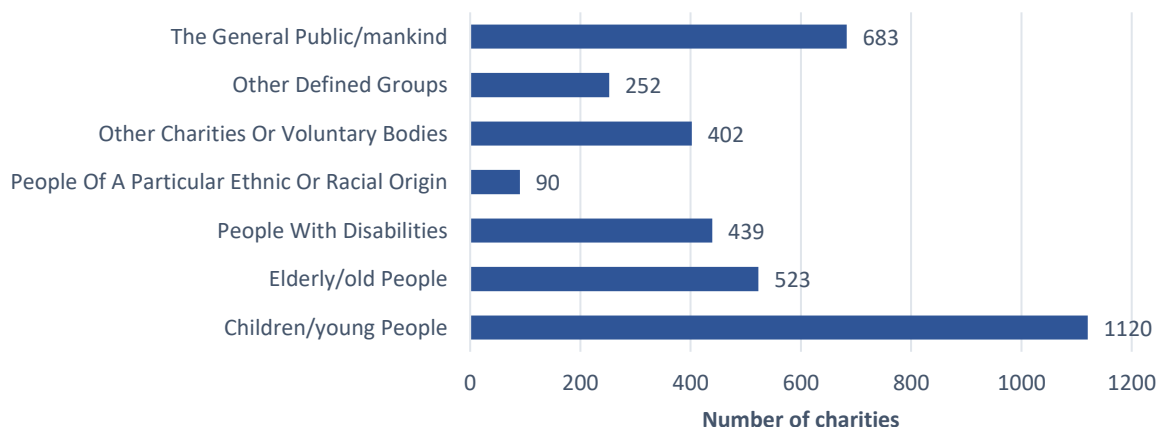
This graph shows the income brackets used by the Charity Commission. These are different to the income brackets used in the survey, which uses the NCVO income brackets.

Comparison of the income ranges of Buckinghamshire charities and the national averages across England and Wales



Buckinghamshire registered charities Classification: Beneficiaries (Who)¹⁴

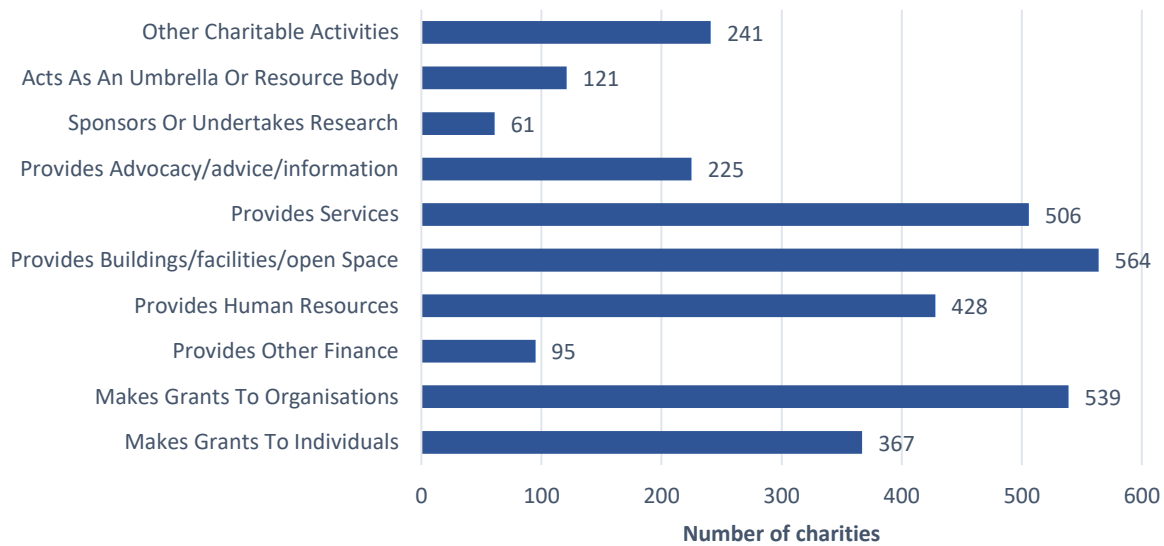
Number of Buckinghamshire registered charities Classification: Beneficiaries (Who)



¹⁴ Out of the 1,789 Bucks charities we have classification data for.

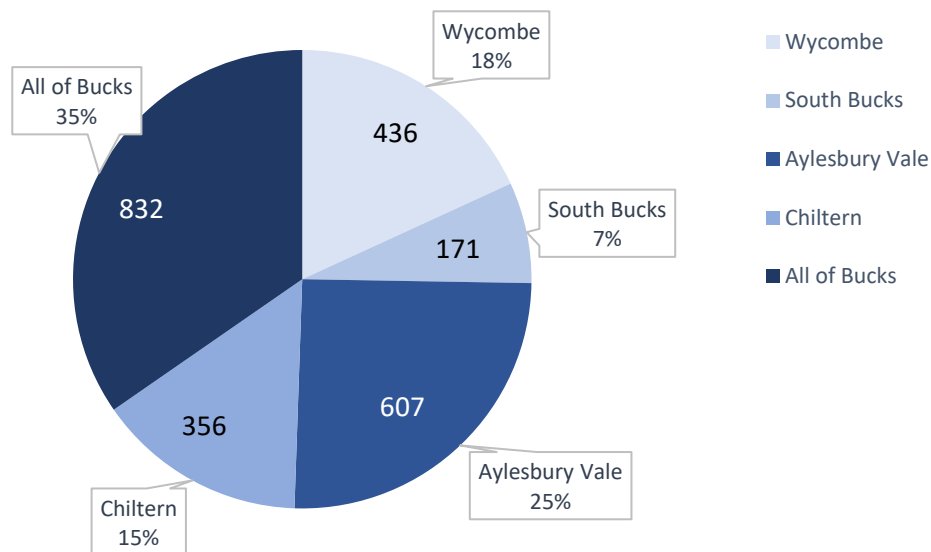
Buckinghamshire registered charities Classification: Method of Operation (How)¹⁵

**Number Buckinghamshire registered charities
Classification: Method of Operation (How)**



Charities benefiting a specified district council area in Buckinghamshire¹⁶ *

Buckinghamshire charities benefiting specific district council areas



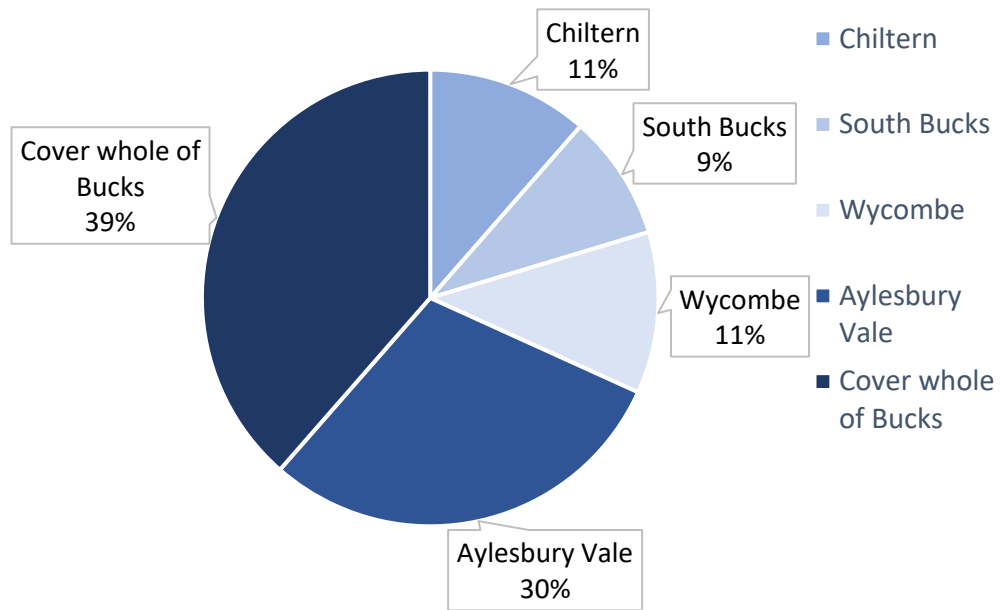
¹⁵Out of the 1,789 Buckinghamshire charities we have classification data for.

¹⁶ Out of the 2,402 Bucks charities we have area data for.

Focus on The Prevention or Relief of Poverty

- **236 charities** in Buckinghamshire are classified as helping with the prevention or relief of poverty
- 145 out of the 236 charities are specifically based in the 4 Buckinghamshire districts. The rest cover whole of Buckinghamshire¹⁷.

Buckinghamshire charities with a classification including The Prevention or Relief of Poverty



¹⁷ Out of the 1,789 Bucks charities we have classification data for.